
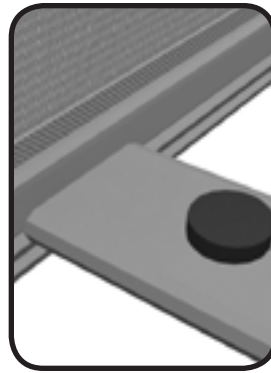


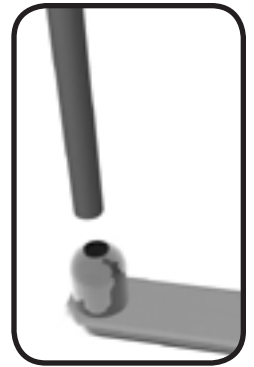
Assembly Instructions




Remove the system from outer packaging and carry bag. Insert foot into notch in on bottom rail.



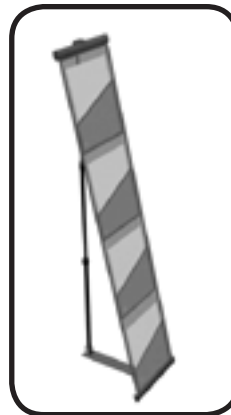
Center the foot, tighten the knob. Assemble bungee pole.



Insert pole into the chrome piece on the foot.



Place the rail on the top pole, with the pole inside the hole in the plastic protrusion



Your system is now ready to be used.

Reverse the procedure to disassemble